

# City of Griffin Recycling Report

## Residential January 2009

Date	Truck	Garbage (Tons)	Recycling (Tons)	Total Tonnage	Recycling %
1/5/2009		32.71	5.76	38.47	14.97%
1/6/2009		28.83	9.98	38.81	25.72%
1/7/2009		32.74	7.71	40.45	19.06%
1/8/2008		31.26	6.83	38.09	17.93%
				-	#DIV/0!
				-	#DIV/0!
				-	#DIV/0!
<b>Week 1</b>		<b>125.54</b>	<b>30.28</b>	<b>155.82</b>	<b>19.43%</b>
1/12/2009		30.17	4.83	35.00	13.80%
1/13/2009		25.39	8.49	33.88	25.06%
1/14/2009		23.14	5.42	28.56	18.98%
1/15/2009		22.65	5.92	28.57	20.72%
				-	#DIV/0!
				-	#DIV/0!
				-	#DIV/0!
<b>Week 2</b>		<b>101.35</b>	<b>24.66</b>	<b>126.01</b>	<b>19.57%</b>
1/20/2009		28.47	4.31	32.78	13.15%
1/21/2009		24.49	8.02	32.51	24.67%
1/22/2009		24.48	5.30	29.78	17.80%
1/23/2009		25.58	4.98	30.56	16.30%
				-	#DIV/0!
				-	#DIV/0!
				-	#DIV/0!
<b>Week 3</b>		<b>103.02</b>	<b>22.61</b>	<b>125.63</b>	<b>18.00%</b>
1/26/2009		25.56	4.47	30.03	14.89%
1/27/2009		21.77	6.98	28.75	24.28%
1/28/2009		21.11	4.57	25.68	17.80%
1/29/2009		19.56	3.90	23.46	16.62%
				-	#DIV/0!
				-	#DIV/0!
				-	#DIV/0!
<b>Week 4</b>		<b>88.00</b>	<b>19.92</b>	<b>107.92</b>	<b>18.46%</b>
				-	#DIV/0!
				-	#DIV/0!
				-	#DIV/0!
				-	#DIV/0!
				-	#DIV/0!
				-	#DIV/0!
				-	#DIV/0!
<b>Week 5</b>		<b>-</b>	<b>-</b>	<b>-</b>	<b>#DIV/0!</b>

# City of Griffin Recycling Report

TOTAL:		417.91	97.47	515.38	18.91%
--------	--	--------	-------	--------	--------

# City of Griffin Recycling Report

## For the Month of February 2009

Date	Truck	Garbage (Tons)	Recycling (Tons)	Total Tonnage	Recycling %
2/2/2009		27.21	5.29	32.50	16.28%
2/3/2009		22.36	6.67	29.03	22.98%
2/4/2009		24.13	5.56	29.69	18.73%
2/5/2009		23.02	5.34	28.36	18.83%
				-	#DIV/0!
				-	#DIV/0!
				-	#DIV/0!
<b>Week 1</b>		<b>96.72</b>	<b>22.86</b>	<b>119.58</b>	<b>19.12%</b>
2/9/2009		27.44	4.90	32.34	15.15%
2/10/2009		24.95	7.65	32.60	23.47%
2/11/2009		24.07	5.63	29.70	18.96%
2/12/2009		25.56	5.58	31.14	17.92%
				-	#DIV/0!
				-	#DIV/0!
				-	#DIV/0!
<b>Week 2</b>		<b>102.02</b>	<b>23.76</b>	<b>125.78</b>	<b>18.89%</b>
2/16/2009		28.49	4.66	33.15	14.06%
2/17/2009		21.72	6.87	28.59	24.03%
2/18/2009		22.64	4.98	27.62	18.03%
2/19/2009		24.47	5.16	29.63	17.41%
				-	#DIV/0!
				-	#DIV/0!
				-	#DIV/0!
<b>Week 3</b>		<b>97.32</b>	<b>21.67</b>	<b>118.99</b>	<b>18.21%</b>
2/23/2009		31.12	5.11	36.23	14.10%
2/24/2009		24.91	7.85	32.76	23.96%
2/25/2009		25.27	5.70	30.97	18.40%
2/26/2009		24.72	5.09	29.81	17.07%
				-	#DIV/0!
				-	#DIV/0!
				-	#DIV/0!
<b>Week 4</b>		<b>106.02</b>	<b>23.75</b>	<b>129.77</b>	<b>18.30%</b>
				-	#DIV/0!
				-	#DIV/0!
				-	#DIV/0!
				-	#DIV/0!
				-	#DIV/0!
				-	#DIV/0!
				-	#DIV/0!
<b>Week 5</b>		<b>-</b>	<b>-</b>	<b>-</b>	<b>#DIV/0!</b>

# City of Griffin Recycling Report

TOTAL:		402.08	92.04	494.12	18.63%
--------	--	--------	-------	--------	--------

# City of Griffin Recycling Report

## For the Month of March 2009

Date	Truck	Garbage (Tons)	Recycling (Tons)	Total Tonnage	Recycling %
3/2/2009		28.60	5.07	33.67	15.06%
3/3/2009		22.21	7.55	29.76	25.37%
3/4/2009		24.66	5.29	29.95	17.66%
3/5/2009		23.44	4.68	28.12	16.64%
				-	#DIV/0!
				-	#DIV/0!
				-	#DIV/0!
<b>Week 1</b>		<b>98.91</b>	<b>22.59</b>	<b>121.50</b>	<b>18.59%</b>
3/9/2009		34.53	6.90	41.43	16.65%
3/10/2009		26.38	7.96	34.34	23.18%
3/11/2009		26.26	5.82	32.08	18.14%
3/12/2009		26.52	5.52	32.04	17.23%
				-	#DIV/0!
				-	#DIV/0!
				-	#DIV/0!
<b>Week 2</b>		<b>113.69</b>	<b>26.20</b>	<b>139.89</b>	<b>18.73%</b>
3-3-16-09		31.37	5.93	37.30	15.90%
3/17/2009		22.69	7.88	30.57	25.78%
3/18/2009		24.50	5.64	30.14	18.71%
3/19/2009		25.31	5.15	30.46	16.91%
				-	#DIV/0!
				-	#DIV/0!
				-	#DIV/0!
<b>Week 3</b>		<b>103.87</b>	<b>24.60</b>	<b>128.47</b>	<b>19.15%</b>
3/23/2009		29.99	5.68	35.67	15.92%
3/24/2009		25.65	7.80	33.45	23.32%
3/25/2009		26.07	6.01	32.08	18.73%
3/26/2009		25.10	6.05	31.15	19.42%
				-	#DIV/0!
				-	#DIV/0!
				-	#DIV/0!
<b>Week 4</b>		<b>106.81</b>	<b>25.54</b>	<b>132.35</b>	<b>19.30%</b>
3/30/2009		30.54	5.09	35.63	14.29%
3/31/2009		24.28	7.00	31.28	22.38%
				-	#DIV/0!
				-	#DIV/0!
				-	#DIV/0!
				-	#DIV/0!
				-	#DIV/0!
<b>Week 5</b>		<b>54.82</b>	<b>12.09</b>	<b>66.91</b>	<b>18.07%</b>

# City of Griffin Recycling Report

TOTAL:		478.10	111.02	589.12	18.85%
--------	--	--------	--------	--------	--------

# City of Griffin Recycling Report

## For the Month of April 2009

Date	Truck	Garbage (Tons)	Recycling (Tons)	Total Tonnage	Recycling %
4/1/2009		27.03	5.66	32.69	17.31%
4/2/2009		26.04	6.65	32.69	20.34%
				-	#DIV/0!
				-	#DIV/0!
				-	#DIV/0!
				-	#DIV/0!
				-	#DIV/0!
<b>Week 1</b>		<b>53.07</b>	<b>12.31</b>	<b>65.38</b>	<b>18.83%</b>
4/6/2009		29.29	5.28	34.57	15.27%
4/7/2009		23.23	6.67	29.90	22.31%
4/8/2009		25.54	5.63	31.17	18.06%
4/9/2009		26.92	5.61	32.53	17.25%
				-	#DIV/0!
				-	#DIV/0!
				-	#DIV/0!
<b>Week 2</b>		<b>104.98</b>	<b>23.19</b>	<b>128.17</b>	<b>18.09%</b>
4/13/2009		30.89	5.62	36.51	15.39%
4/14/2009		26.68	7.72	34.40	22.44%
4/15/2009		26.73	5.39	32.12	16.78%
4/16/2009		27.53	5.11	32.64	15.66%
				-	#DIV/0!
				-	#DIV/0!
				-	#DIV/0!
<b>Week 3</b>		<b>111.83</b>	<b>23.84</b>	<b>135.67</b>	<b>17.57%</b>
4/20/2009		32.31	5.97	38.28	15.60%
4/21/2009		25.24	6.84	32.08	21.32%
4/22/2009		26.34	5.31	31.65	16.78%
4/23/2009		25.77	5.32	31.09	17.11%
				-	#DIV/0!
				-	#DIV/0!
				-	#DIV/0!
<b>Week 4</b>		<b>109.66</b>	<b>23.44</b>	<b>133.10</b>	<b>17.61%</b>
4/27/2009		31.22	5.40	36.62	14.75%
4/28/2009		25.92	7.31	33.23	22.00%
4/29/2009		26.28	5.53	31.81	17.38%
4/30/2009		25.41	5.18	30.59	16.93%
				-	#DIV/0!
				-	#DIV/0!
				-	#DIV/0!
<b>Week 5</b>		<b>108.83</b>	<b>23.42</b>	<b>132.25</b>	<b>17.71%</b>

# City of Griffin Recycling Report

TOTAL:		488.37	106.20	594.57	17.86%
--------	--	--------	--------	--------	--------

# City of Griffin Recycling Report

## For the Month of May 2009

Date	Truck	Garbage (Tons)	Recycling (Tons)	Total Tonnage	Recycling %
5/4/2009		29.82	5.64	35.46	15.91%
5/5/2009		24.18	7.48	31.66	23.63%
5/6/2009		25.78	5.69	31.47	18.08%
5/7/2009		24.37	5.65	30.02	18.82%
				-	#DIV/0!
				-	#DIV/0!
				-	#DIV/0!
<b>Week 1</b>		<b>104.15</b>	<b>24.46</b>	<b>128.61</b>	<b>19.02%</b>
5/11/2009		31.59	6.25	37.84	16.52%
5/12/2009		25.25	7.25	32.50	22.31%
5/13/2009		26.26	5.63	31.89	17.65%
5/14/2009		28.37	5.67	34.04	16.66%
				-	#DIV/0!
				-	#DIV/0!
				-	#DIV/0!
<b>Week 2</b>		<b>111.47</b>	<b>24.80</b>	<b>136.27</b>	<b>18.20%</b>
5/18/2009		32.20	5.74	37.94	15.13%
5/19/2009		24.83	8.00	32.83	24.37%
5/20/2009		25.89	5.39	31.28	17.23%
5/21/2009		26.44	5.26	31.70	16.59%
				-	#DIV/0!
				-	#DIV/0!
				-	#DIV/0!
<b>Week 3</b>		<b>109.36</b>	<b>24.39</b>	<b>133.75</b>	<b>18.24%</b>
55-25-09	holiday			-	#DIV/0!
5/26/2009		34.31	6.01	40.32	14.91%
1/4/1900		27.66	8.94	36.60	24.43%
1/4/1900		30.29	5.85	36.14	16.19%
5/29/2009		29.17	5.72	34.89	16.39%
				-	#DIV/0!
				-	#DIV/0!
<b>Week 4</b>		<b>121.43</b>	<b>26.52</b>	<b>147.95</b>	<b>17.92%</b>
				-	#DIV/0!
				-	#DIV/0!
				-	#DIV/0!
				-	#DIV/0!
				-	#DIV/0!
				-	#DIV/0!
				-	#DIV/0!
<b>Week 5</b>		<b>-</b>	<b>-</b>	<b>-</b>	<b>#DIV/0!</b>

# City of Griffin Recycling Report

TOTAL:		446.41	100.17	546.58	18.33%
--------	--	--------	--------	--------	--------

# City of Griffin Recycling Report

## For the Month of June 2009

Date	Truck	Garbage (Tons)	Recycling (Tons)	Total Tonnage	Recycling %
6/1/2009		29.22	5.32	34.54	15.40%
6/2/2009		23.30	7.31	30.61	23.88%
6/3/2009		23.79	5.27	29.06	18.13%
6/4/2009		22.29	5.01	27.30	18.35%
				-	#DIV/0!
				-	#DIV/0!
				-	#DIV/0!
<b>Week 1</b>		<b>98.60</b>	<b>22.91</b>	<b>121.51</b>	<b>18.85%</b>
6/8/2009		32.12	5.68	37.80	15.03%
6/9/2009		25.65	8.12	33.77	24.05%
6/10/2009		26.30	5.17	31.47	16.43%
6/11/2009		27.17	5.65	32.82	17.22%
				-	#DIV/0!
				-	#DIV/0!
				-	#DIV/0!
<b>Week 2</b>		<b>111.24</b>	<b>24.62</b>	<b>135.86</b>	<b>18.12%</b>
6/15/2009		31.19	5.70	36.89	15.45%
6/16/2009		26.32	7.52	33.84	22.22%
6/17/2009		26.60	5.44	32.04	16.98%
6/18/2009		26.32	5.66	31.98	17.70%
				-	#DIV/0!
				-	#DIV/0!
				-	#DIV/0!
<b>Week 3</b>		<b>110.43</b>	<b>24.32</b>	<b>134.75</b>	<b>18.05%</b>
6/22/2009		29.85	5.50	35.35	15.56%
6/23/2009		25.03	7.71	32.74	23.55%
6/24/2009		25.87	6.29	32.16	19.56%
6/25/2009		25.59	5.24	30.83	17.00%
				-	#DIV/0!
				-	#DIV/0!
				-	#DIV/0!
<b>Week 4</b>		<b>106.34</b>	<b>24.74</b>	<b>131.08</b>	<b>18.87%</b>
6/29/2009		26.76	5.33	32.09	16.61%
6/30/2009		24.04	8.12	32.16	25.25%
				-	#DIV/0!
				-	#DIV/0!
				-	#DIV/0!
				-	#DIV/0!
				-	#DIV/0!
<b>Week 5</b>		<b>50.80</b>	<b>13.45</b>	<b>64.25</b>	<b>20.93%</b>

# City of Griffin Recycling Report

TOTAL:		477.41	110.04	587.45	18.73%
--------	--	--------	--------	--------	--------

# City of Griffin Recycling Report

## For the Month of July 2009

Date	Truck	Garbage (Tons)	Recycling (Tons)	Total Tonnage	Recycling %
7/1/2009	wed	25.13	5.65	30.78	18.36%
7/2/2009	thur	24.97	5.93	30.90	19.19%
				-	#DIV/0!
				-	#DIV/0!
				-	#DIV/0!
				-	#DIV/0!
				-	#DIV/0!
<b>Week 1</b>		<b>50.10</b>	<b>11.58</b>	<b>61.68</b>	<b>18.77%</b>
7/6/2009		31.29	5.92	37.21	15.91%
7/7/2009		26.09	8.36	34.45	24.27%
7/8/2009		26.67	5.86	32.53	18.01%
7/9/2009		27.56	5.79	33.35	17.36%
				-	#DIV/0!
				-	#DIV/0!
				-	#DIV/0!
<b>Week 2</b>		<b>111.61</b>	<b>25.93</b>	<b>137.54</b>	<b>18.85%</b>
7/13/2009		33.27	5.86	39.13	14.98%
7/14/2009		28.10	7.18	35.28	20.35%
7/15/2009		27.45	4.50	31.95	14.08%
7/16/2009		26.72	5.09	31.81	16.00%
				-	#DIV/0!
				-	#DIV/0!
				-	#DIV/0!
<b>Week 3</b>		<b>115.54</b>	<b>22.63</b>	<b>138.17</b>	<b>16.38%</b>
7/20/2009		31.35	5.96	37.31	15.97%
7/21/2009		27.40	7.13	34.53	20.65%
7/22/2009		25.67	5.24	30.91	16.95%
7/23/2009		25.17	5.00	30.17	16.57%
				-	#DIV/0!
				-	#DIV/0!
				-	#DIV/0!
<b>Week 4</b>		<b>109.59</b>	<b>23.33</b>	<b>132.92</b>	<b>17.55%</b>
7/27/2009		30.18	5.15	35.33	14.58%
7/28/2009		24.78	7.10	31.88	22.27%
7/29/2009		25.26	5.34	30.60	17.45%
7/30/2009		25.23	5.16	30.39	16.98%
				-	#DIV/0!
				-	#DIV/0!
				-	#DIV/0!
<b>Week 5</b>		<b>105.45</b>	<b>22.75</b>	<b>128.20</b>	<b>17.75%</b>

# City of Griffin Recycling Report

TOTAL:		492.29	106.22	598.51	17.75%
--------	--	--------	--------	--------	--------

# City of Griffin Recycling Report

## For the Month of August 2009

Date	Truck	Garbage (Tons)	Recycling (Tons)	Total Tonnage	Recycling %
8/3/2009		30.47	5.39	35.86	15.03%
8/4/2009		24.92	7.14	32.06	22.27%
8/5/2009		28.23	5.76	33.99	16.95%
8/6/2009		24.38	5.10	29.48	17.30%
				-	#DIV/0!
				-	#DIV/0!
				-	#DIV/0!
<b>Week 1</b>		<b>108.00</b>	<b>23.39</b>	<b>131.39</b>	<b>17.80%</b>
8/11/2009		30.67	5.31	35.98	14.76%
8/12/2009		25.10	7.94	33.04	24.03%
8/13/2009		24.84	5.14	29.98	17.14%
8/14/2009		25.06	5.07	30.13	16.83%
				-	#DIV/0!
				-	#DIV/0!
				-	#DIV/0!
<b>Week 2</b>		<b>105.67</b>	<b>23.46</b>	<b>129.13</b>	<b>18.17%</b>
8/17/2009		29.84	5.22	35.06	14.89%
8/18/2009		24.07	7.17	31.24	22.95%
8/19/2009		24.03	5.39	29.42	18.32%
8/20/2009		25.10	4.98	30.08	16.56%
				-	#DIV/0!
				-	#DIV/0!
				-	#DIV/0!
<b>Week 3</b>		<b>103.04</b>	<b>22.76</b>	<b>125.80</b>	<b>18.09%</b>
8/24/2009		30.24	4.90	35.14	13.94%
8/25/2009		24.06	6.91	30.97	22.31%
8/26/2009		24.75	4.30	29.05	14.80%
8/27/2009		24.48	4.99	29.47	16.93%
				-	#DIV/0!
				-	#DIV/0!
				-	#DIV/0!
<b>Week 4</b>		<b>103.53</b>	<b>21.10</b>	<b>124.63</b>	<b>16.93%</b>
8/31/2009		28.99	5.15	34.14	15.08%
				-	#DIV/0!
				-	#DIV/0!
				-	#DIV/0!
				-	#DIV/0!
				-	#DIV/0!
				-	#DIV/0!
<b>Week 5</b>		<b>28.99</b>	<b>5.15</b>	<b>34.14</b>	<b>15.08%</b>

# City of Griffin Recycling Report

TOTAL:		449.23	95.86	545.09	17.59%
--------	--	--------	-------	--------	--------

# City of Griffin Recycling Report

## For the Month of September 2009

Date	Truck	Garbage (Tons)	Recycling (Tons)	Total Tonnage	Recycling %
9/1/2009		23.50	6.93	30.43	22.77%
9/2/2009		25.51	5.39	30.90	17.44%
9/3/2009		24.18	5.07	29.25	17.33%
				-	#DIV/0!
				-	#DIV/0!
				-	#DIV/0!
				-	#DIV/0!
<b>Week 1</b>		<b>73.19</b>	<b>17.39</b>	<b>90.58</b>	<b>19.20%</b>
9/8/2009		31.70	5.66	37.36	15.15%
9/9/2009		27.69	7.86	35.55	22.11%
9/10/2009		28.03	5.89	33.92	17.36%
9/11/2009		27.52	5.59	33.11	16.88%
				-	#DIV/0!
				-	#DIV/0!
				-	#DIV/0!
<b>Week 2</b>		<b>114.94</b>	<b>25.00</b>	<b>139.94</b>	<b>17.86%</b>
9/14/2009		26.60	4.25	30.85	13.78%
9/15/2009		20.94	6.85	27.79	24.65%
9/16/2009		22.61	4.67	27.28	17.12%
9/17/2009		21.07	4.12	25.19	16.36%
				-	#DIV/0!
				-	#DIV/0!
				-	#DIV/0!
<b>Week 3</b>		<b>91.22</b>	<b>19.89</b>	<b>111.11</b>	<b>17.90%</b>
9/21/2009		28.94	4.86	33.80	14.38%
9/22/2009		22.23	7.18	29.41	24.41%
9/23/2009		23.63	5.03	28.66	17.55%
9/24/2009		25.72	5.35	31.07	17.22%
				-	#DIV/0!
				-	#DIV/0!
				-	#DIV/0!
<b>Week 4</b>		<b>100.52</b>	<b>22.42</b>	<b>122.94</b>	<b>18.24%</b>
9/28/2009		29.47	5.36	34.83	15.39%
9/29/2009		25.08	7.39	32.47	22.76%
9/30/2009		24.63	6.21	30.84	20.14%
				-	#DIV/0!
				-	#DIV/0!
				-	#DIV/0!
				-	#DIV/0!
<b>Week 5</b>		<b>79.18</b>	<b>18.96</b>	<b>98.14</b>	<b>19.32%</b>

# City of Griffin Recycling Report

TOTAL:		459.05	103.66	562.71	18.42%
--------	--	--------	--------	--------	--------

# City of Griffin Recycling Report

## For the Month of October 2009


Date	Truck	Garbage (Tons)	Recycling (Tons)	Total Tonnage	Recycling %
10/1/2009		23.20	4.92	28.12	17.50%
				-	#DIV/0!
				-	#DIV/0!
				-	#DIV/0!
				-	#DIV/0!
				-	#DIV/0!
				-	#DIV/0!
<b>Week 1</b>		<b>23.20</b>	<b>4.92</b>	<b>28.12</b>	<b>17.50%</b>
10/5/2009		28.89	4.82	33.71	14.30%
10/6/2009		22.65	7.28	29.93	24.32%
10/7/2009		23.70	5.29	28.99	18.25%
10/8/2009		23.74	4.93	28.67	17.20%
				-	#DIV/0!
				-	#DIV/0!
				-	#DIV/0!
<b>Week 2</b>		<b>98.98</b>	<b>22.32</b>	<b>121.30</b>	<b>18.40%</b>
010-12-09		28.63	6.02	34.65	17.37%
010-13-09		24.17	8.34	32.51	25.65%
010-14-09		26.05	7.01	33.06	21.20%
010-15-09		23.37	5.50	28.87	19.05%
				-	#DIV/0!
				-	#DIV/0!
				-	#DIV/0!
<b>Week 3</b>		<b>102.22</b>	<b>26.87</b>	<b>129.09</b>	<b>20.81%</b>
010-19-09		30.69	4.82	35.51	13.57%
010-20-09		24.16	7.48	31.64	23.64%
010-21-09		24.81	5.32	30.13	17.66%
010-22-09		25.63	4.92	30.55	16.10%
				-	#DIV/0!
				-	#DIV/0!
				-	#DIV/0!
<b>Week 4</b>		<b>105.29</b>	<b>22.54</b>	<b>127.83</b>	<b>17.63%</b>
010-26-09		28.73	4.32	33.05	13.07%
010-27-09		23.52	8.12	31.64	25.66%
010-28-09		25.75	5.13	30.88	16.61%
010-29-09		24.24	5.14	29.38	17.49%
				-	#DIV/0!
				-	#DIV/0!
				-	#DIV/0!
<b>Week 5</b>		<b>102.24</b>	<b>22.71</b>	<b>124.95</b>	<b>18.18%</b>

# City of Griffin Recycling Report

TOTAL:		431.93	99.36	531.29	18.70%
--------	--	--------	-------	--------	--------

# **City of Griffin Recycling Report**

# City of Griffin Recycling Report



# City of Griffin Recycling Report

## For the Month of November 2009

Date	Truck	Garbage (Tons)	Recycling (Tons)	Total Tonnage	Recycling %
011-02-09		29.33	4.78	34.11	14.01%
011-03-09		23.89	7.06	30.95	22.81%
011-04-09		26.21	4.78	30.99	15.42%
011-05-09		24.95	4.07	29.02	14.02%
				-	#DIV/0!
				-	#DIV/0!
				-	#DIV/0!
<b>Week 1</b>		<b>104.38</b>	<b>20.69</b>	<b>125.07</b>	<b>16.54%</b>
011-09-09		28.80	4.68	33.48	13.98%
011-10-09		26.54	8.82	35.36	24.94%
011-11-09		22.41	5.20	27.61	18.83%
011-12-09		24.03	5.47	29.50	18.54%
				-	#DIV/0!
				-	#DIV/0!
				-	#DIV/0!
<b>Week 2</b>		<b>101.78</b>	<b>24.17</b>	<b>125.95</b>	<b>19.19%</b>
011-16-09		29.94	4.76	34.70	13.72%
011-17-09		24.83	7.80	32.63	23.90%
011-18-09		27.40	6.07	33.47	18.14%
011-19-09		24.77	4.95	29.72	16.66%
				-	#DIV/0!
				-	#DIV/0!
				-	#DIV/0!
<b>Week 3</b>		<b>106.94</b>	<b>23.58</b>	<b>130.52</b>	<b>18.07%</b>
011-23-09		28.30	4.49	32.79	13.69%
011-24-09		23.64	7.62	31.26	24.38%
011-25-09		23.39	5.24	28.63	18.30%
011-28-09		28.38	5.54	33.92	16.33%
				-	#DIV/0!
				-	#DIV/0!
				-	#DIV/0!
<b>Week 4</b>		<b>103.71</b>	<b>22.89</b>	<b>126.60</b>	<b>18.08%</b>
011-30-09		34.45	5.48	39.93	13.72%
				-	#DIV/0!
				-	#DIV/0!
				-	#DIV/0!
				-	#DIV/0!
				-	#DIV/0!
				-	#DIV/0!
<b>Week 5</b>		<b>34.45</b>	<b>5.48</b>	<b>39.93</b>	<b>13.72%</b>

# City of Griffin Recycling Report

TOTAL:		451.26	96.81	548.07	17.66%
--------	--	--------	-------	--------	--------

# City of Griffin Recycling Report

## For the Month of December 2009

Date	Truck	Garbage (Tons)	Recycling (Tons)	Total Tonnage	Recycling %
012-01-09		28.73	8.25	36.98	22.31%
012-2-09		30.86	7.42	38.28	19.38%
012-3-09		22.63	4.95	27.58	17.95%
				-	#DIV/0!
				-	#DIV/0!
				-	#DIV/0!
				-	#DIV/0!
<b>Week 1</b>		<b>82.22</b>	<b>20.62</b>	<b>102.84</b>	<b>20.05%</b>
012-7-09		27.16	4.19	31.35	13.37%
012-8-09		23.21	7.98	31.19	25.59%
012-9-09		25.66	5.73	31.39	18.25%
012-10-09		24.20	4.74	28.94	16.38%
				-	#DIV/0!
				-	#DIV/0!
				-	#DIV/0!
<b>Week 2</b>		<b>100.23</b>	<b>22.64</b>	<b>122.87</b>	<b>18.43%</b>
012-14-09		29.30	4.39	33.69	13.03%
012-15-09		23.48	7.67	31.15	24.62%
012-16-09		24.42	5.59	30.01	18.63%
012-17-09		22.52	5.09	27.61	18.44%
				-	#DIV/0!
				-	#DIV/0!
				-	#DIV/0!
<b>Week 3</b>		<b>99.72</b>	<b>22.74</b>	<b>122.46</b>	<b>18.57%</b>
012-21-09		31.13	4.84	35.97	13.46%
012-22-09		23.79	8.32	32.11	25.91%
012-23-09		25.30	5.59	30.89	18.10%
012-24-09				-	#DIV/0!
012-25-09				-	#DIV/0!
012-26-09		28.21	9.16	37.37	24.51%
				-	#DIV/0!
<b>Week 4</b>		<b>108.43</b>	<b>27.91</b>	<b>136.34</b>	<b>20.47%</b>
012-28-09		34.21	6.86	41.07	16.70%
012-29-09		29.28	10.53	39.81	26.45%
012-30-09		29.36	8.07	37.43	21.56%
012-31-09		20.49	4.90	25.39	19.30%
				-	#DIV/0!
				-	#DIV/0!
				-	#DIV/0!
<b>Week 5</b>		<b>113.34</b>	<b>30.36</b>	<b>143.70</b>	<b>21.13%</b>

# City of Griffin Recycling Report

TOTAL:		503.94	124.27	628.21	19.78%
--------	--	--------	--------	--------	--------

# City of Griffin Recycling Report

## For Calendar Year 2009

Date	Truck	Garbage (Tons)	Recycling (Tons)	Total Tonnage	Recycling %
January		417.91	97.47	515.38	18.91%
February		402.08	92.04	494.12	18.63%
March		478.10	111.02	589.12	18.85%
April		488.37	106.20	594.57	17.86%
May		446.41	100.17	546.58	18.33%
June		477.41	110.04	587.45	18.73%
July		492.29	106.22	598.51	17.75%
August		449.23	95.86	545.09	17.59%
September		459.05	103.66	562.71	18.42%
October		431.93	99.36	531.29	18.70%
November		451.26	96.81	548.07	17.66%
December		503.94	124.27	628.21	19.78%
<b>TOTAL:</b>		<b>5,497.98</b>	<b>1,243.12</b>	<b>6,741.10</b>	<b>18.44%</b>

# City of Griffin Recycling Report

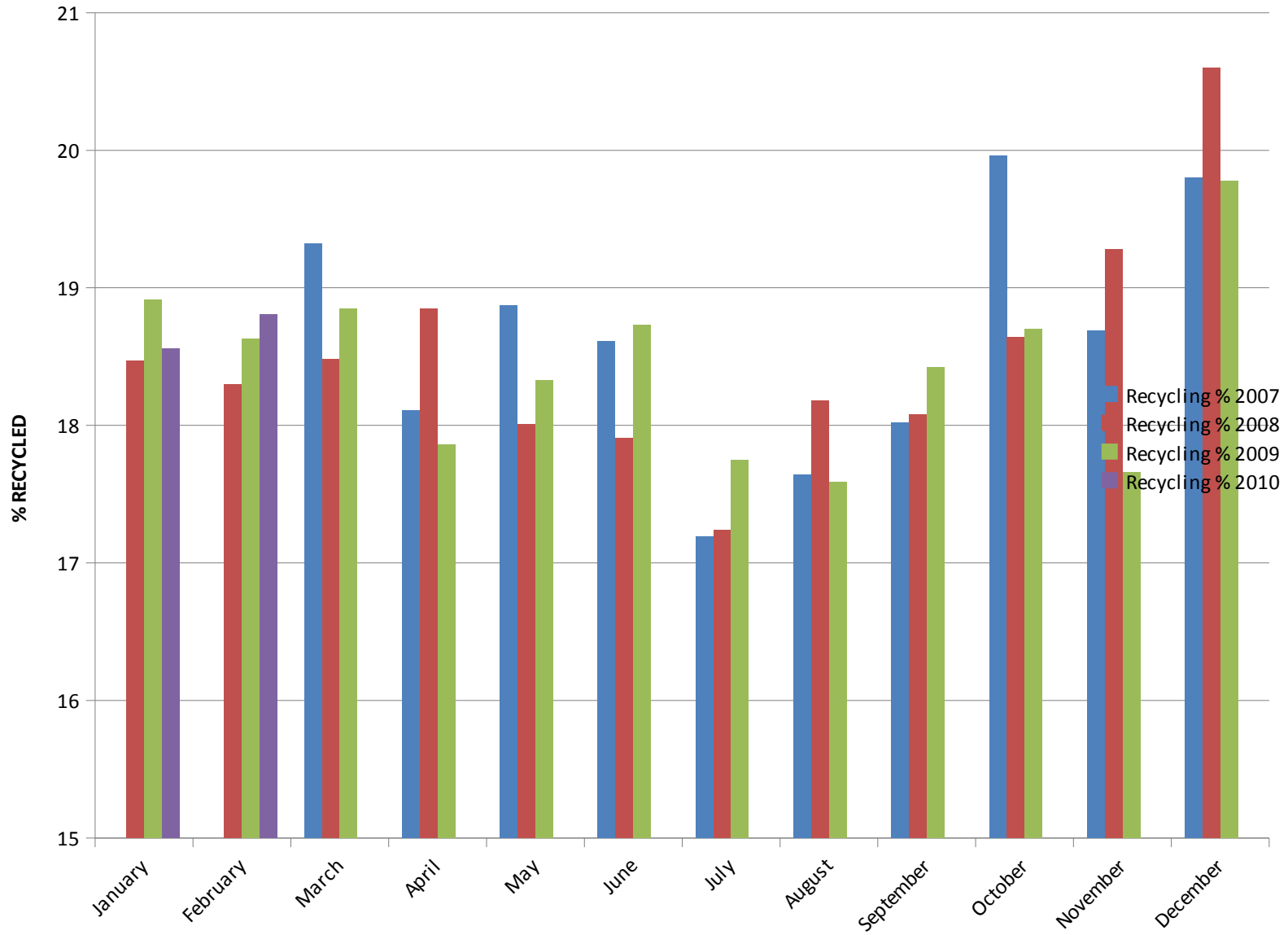
For the Month of

Date	Truck	Garbage (Tons)	Recycling (Tons)	Total Tonnage	Recycling %
				-	#DIV/0!
				-	#DIV/0!
				-	#DIV/0!
				-	#DIV/0!
				-	#DIV/0!
				-	#DIV/0!
				-	#DIV/0!
Week 1		-	-	-	#DIV/0!
				-	#DIV/0!
				-	#DIV/0!
				-	#DIV/0!
				-	#DIV/0!
				-	#DIV/0!
				-	#DIV/0!
				-	#DIV/0!
Week 2		-	-	-	#DIV/0!
				-	#DIV/0!
				-	#DIV/0!
				-	#DIV/0!
				-	#DIV/0!
				-	#DIV/0!
				-	#DIV/0!
				-	#DIV/0!
Week 3		-	-	-	#DIV/0!
				-	#DIV/0!
				-	#DIV/0!
				-	#DIV/0!
				-	#DIV/0!
				-	#DIV/0!
				-	#DIV/0!
				-	#DIV/0!
Week 4		-	-	-	#DIV/0!
				-	#DIV/0!
				-	#DIV/0!
				-	#DIV/0!
				-	#DIV/0!
				-	#DIV/0!
				-	#DIV/0!
				-	#DIV/0!
Week 5		-	-	-	#DIV/0!

# City of Griffin Recycling Report

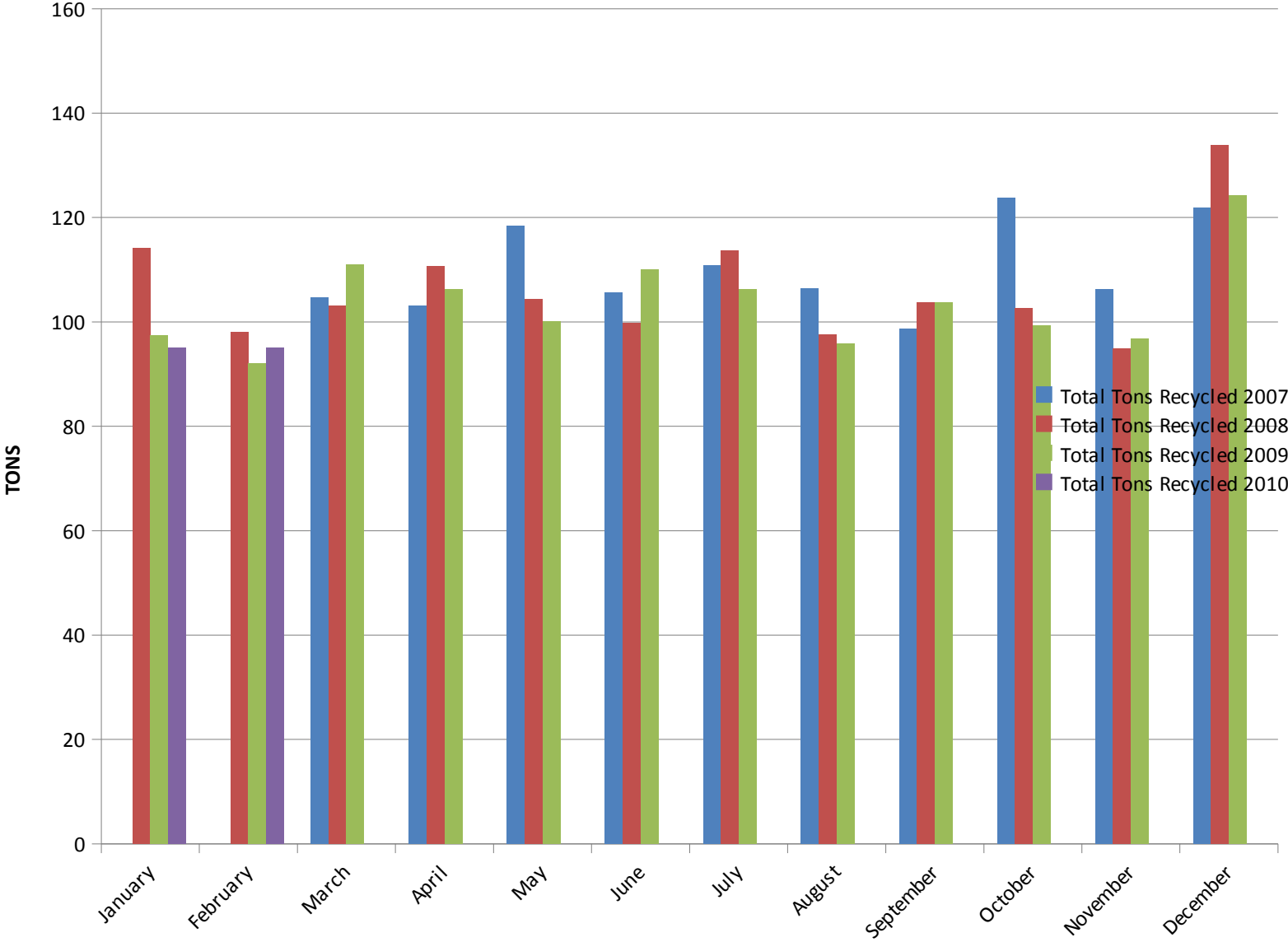
TOTAL:		-	-	-	#DIV/0!
--------	--	---	---	---	---------

# RESIDENTIAL RECYCLING %



**DATE**

# RESIDENTIAL TONNAGE COLLECTED



**DATE**

	Total Tons Recycled 2007	Total Tons Recycled 2008	Total Tons Recycled 2009
January		114.12	97.47
February		98.07	92.04
March	104.6	103.09	111.02
April	103.09	110.66	106.2
May	118.44	104.33	100.17
June	105.66	99.78	110.04
July	110.89	113.64	106.22
August	106.39	97.62	95.86
September	98.66	103.78	103.66
October	123.8	102.7	99.36
November	106.27	94.9	96.81
December	121.85	133.8	124.27

	Recycling % 2007	Recycling % 2008	Recycling % 2009
January		18.47	18.91
February		18.3	18.63
March	19.32	18.48	18.85
April	18.11	18.85	17.86
May	18.87	18.01	18.33
June	18.61	17.91	18.73
July	17.19	17.24	17.75
August	17.64	18.18	17.59
September	18.02	18.08	18.42
October	19.96	18.64	18.7
November	18.69	19.28	17.66
December	19.8	20.6	19.78

	Total Tons Recycled	Recycling %		
January	97.47	18.91	18.91	
February	92.04	18.63	18.63	
March	111.02	18.85	18.85	
April	106.2	17.86	17.86	
May	100.17	18.33	18.33	
June	110.04	18.73	18.73	
July	106.22	17.75	17.75	
August	95.86	17.59	17.59	
September	103.66	18.42	18.42	
October	99.36	18.7	18.7	
November	96.81	17.66	17.66	
December				

Total Tons Recycled 2010

95.09

95

Recycling % 2010

18.56

18.81



	Total Garbage (Tons)	Recycling %
January		
February		
March	436.73	19.32
April	466.04	18.11
May	509.3	18.87
June	462.01	18.61
July	534.21	17.19
August	496.65	17.64
September	448.94	18.02
October	496.37	19.96
November	462.24	18.69
December	493.37	19.8

	Total Garbage (Tons)	Recycling %
January	503.78	18.47
February	437.74	18.3
March	458.43	18.48
April	476.38	18.85
May	474.81	18.01
June	457.41	17.91
July	545.37	17.24
August	439.3	18.18
September	470.15	18.08
October	448.14	18.64
November	397.41	19.28
December	515.68	20.6

	Total Garbage (Tons)	Recycling %
January	417.91	18.91
February	402.08	18.63
March	478.1	18.85
April	488.37	17.86
May	446.41	18.33
June	477.41	18.73
July	492.29	17.75
August	449.23	17.59
September	459.05	18.42
October		
November		
December	503.94	19.78